

## Lectures

I love to talk about quilting! My lectures are fun and informative and feature many quilts. Be inspired to turn on your creativity!




### **My Quilting Journey and Trunk Show**

You will laugh along with me as I talk about the good, the bad, and the many lessons I've learned in my 20 plus years of quilting. Such as – velveteen is not the best fabric to use for a quilt, a quilt in Best American Quilts is probably not a beginner quilt, and count how many quilts before you commit! Includes a slide show and trunk show of many quilts.



### **Color Exploration**


This lecture will discuss how to select beautiful color combinations for your quilts and provide tips on how to fix color combinations that just don't seem to be working. Includes a slide show and trunk show illustrating classic color combinations and intriguing color illusions.



### **Color Magic**

Go beyond the basics of the color wheel and learn the secret recipes to create transparency, luster and luminosity to add depth, movement and interest to your quilts. Transparency is the appearance of overlapping images. Luster is the appearance of light moving across your quilt, and luminosity is when the colors seem to glow. Includes a slide show and trunk show illustrating these concepts, along with step by step "recipes" on how to create it on your own. This can also be done in a half day class with lots of hands on practice creating the illusions.

## Classes and Lectures – Julia Graves, Special Occasion Quilts Soquilts.com



### No Scrap Left Behind

Do you have scraps but don't know how to use them? Julia will let you in on the secrets of how she uses scraps of all sizes and types to create great quilts. We will cover sorting and storing scraps, how to combine them into a lovely color palette and how to use them to make quilts with more richness and depth than can be achieved with just a few fabrics. This lecture will have you digging out those scraps and putting them to good use! Includes a slide show and trunk show.



### Memory Quilts and Personalizing Quilts

Every quilt you make is special for the recipient. You choose colors and designs that you think they will enjoy. This talk will give some additional ideas about how to make a unique quilt for a special person and tips on how to achieve the results you want. Includes incorporating special fabrics, t-shirts, handkerchiefs, ties, photographs, writing, signatures, individual blocks and art quilts. Includes a slide show and trunk show illustrating many of the techniques.



### Landscape Quilts

This lecture will discuss how to create a landscape/pictorial quilt. Trunk show illustrating different techniques and art/design concepts used to make the quilt successful. You will be motivated to make a quilt from a favorite photograph!

## Classes and Lectures – **Julia Graves**, Special Occasion Quilts Soquilts.com



### **Make It Your Own – Design Guidelines for Quilters**

Who hasn't loved a pattern, but wanted to make it in different colors or a different size? Or had ideas for quilts but don't know where to start? You will learn foundational design principles in easy to understand concepts to help guide your choices. While the examples feature traditional quilts, there's plenty here for the art quilter as well. Good design is good design no matter where it's applied!



### **Community and Faith in Fiber**

Want to share your love of quilting with your community? This talk will outline tips for making quilts for charities, fundraising, community and personal events, people in need and hanging in your place of worship. Includes a slide show and trunk show illustrating many of the techniques and is accompanied with many humorous and touching stories. Learn how a community quilt enabled me to meet a president!



## Piecing Classes

All of my Piecing classes incorporate teaching about color, value and design that you will use in your future quilts to bring them to life!



### **Amazing Abstracts**

Create an abstract quilt that has amazing movement and drama. Go from inspiration to a simple sketch, then have fun “coloring” your sketch with bits of fabric to create a mock-up of your design –see before you sew! The design is gridded and blocks are foundation pieced using an easy sew and flip method with room for creativity and improvisation. Lots of discussion of design principles and how to use color and value to create the drama and desired effects.

- For 1 day classes, students will start with a base pattern of a star burst and add their own coloration and value choices. Most participants will complete several blocks in class.
- For 2+ day classes, students also have the option of designing their own pattern. Most participants will complete several blocks in class.



### **Shimmering Triangles by Jenny Bowker**

Make this gorgeous quilt that gives the effect of water rippling in a stream. It is a perfect pattern to showcase beautiful fabric, especially large scale prints. You will achieve the shimmer by applying easy to understand color and value concepts that you can also use to enhance all your future quilts! This quilt looks complicated, but is actually quite easy to construct. You will learn a quick piecing method for half-square triangles with perfect points. You will use Jenny Bowker’s pattern with an instructor taught by Jenny herself (pattern fee of \$15). By the end of class, you should have a design layout for your fabrics, completed several blocks, and understand how to complete your quilt on your own. Full day class.

## Classes and Lectures – Julia Graves, Special Occasion Quilts Soquilts.com



### **A House for Every Season**

I love house blocks and I love experimenting with color, so I decided to do a quilt with the colors informing the season – Spring becoming Summer, then Fall and Winter, and the cycle begins again! A fun pattern that lets you use up a LOT of scraps and learn about the three aspects of color – hue, value and intensity – and how to use color to create the mood you're looking for. I had so much fun finding cute little novelty scraps to put in the doorway. Inspired by Ecclesiastes 3:1 – There is a season for everything...

Pattern is for a 48" x 68" finished quilt using a 6" finished block, but this pattern easily scales to any size quilt. You will leave class with a better understanding of color and how to use color to create mood. Most participants will complete several blocks in class. Pattern fee of \$8. Full day class; Half day version will go through the entire process and focus on fabric selection; students will not accomplish much sewing.



### **Scrap Quilts with Flair**

Learn fun and easy ways to combine scraps (especially crumbs and strings – those small bits and narrow strips) and fabric stash to set them off to their best advantage and make gorgeous quilts. Build color confidence and identify what makes your heart sing. This is not a project class (no UFO!) but an incubation workshop to generate plenty of ideas for future quilts and generate the confidence and motivation to use those scraps and your fabric stash.

Available in half day and full day formats. Half day classes will cover all the same content, including time for students to identify a quilt design and color scheme they may want to pursue to completion, but will NOT involve any sewing. Full day classes have time for students to sew sample blocks and do more experimentation.



### **Collage Scrap Quilt**

Create a quick and easy raw edge collage quilt in your choice of size that features bits and pieces of focus fabric surrounded by a supporting cast of scraps or precuts. Lay out your fabric pieces directly on batting, layer with backing, then stitch the scraps down at the same time as you quilt the sandwich. No piecing involved! Make the entire quilt in just a few hours and bust that scrap stash at the same time! The true value of this class is that you will learn the color secrets to combining scraps to create a cohesive whole. Available in half day and full day formats.

In a full day class, students can expect to complete their layout and get a good start on quilting. In a ½ day class, most students will complete their layout on a small quilt and be ready to quilt at home, so a sewing machine is optional.




## Classes and Lectures – Julia Graves, Special Occasion Quilts Soquilts.com



### Totally Cool Transparencies

Play with fabric and learn the color secrets to create very cool transparency effects in this simple to piece but entertaining to look at quilt. You will use these color principles in many future quilts! Once you've laid out your strips (you can make this quilt from one Jelly Roll and background/border fabric), the hunt is on to find just the right fabrics to create the transparency effect! Very fun!

You will leave class with a layout for your strips, an understanding of how to achieve the transparency effect, many transparency squares selected, and an understanding of how to piece the block. Most participants will complete several blocks in class. Pattern fee of \$8. Full day class; Half day version will go through the entire process but students may not complete their layout or accomplish as much sewing.



**Rainbow Drops by Julia Graves** Rainbow Drops was inspired by some curtains where I saw the grid pattern and thought, that would make a great quilt! It is a wonderful pattern to use your scraps and with 3 1/2" squares and setting triangles, it goes together very quickly. I created a rainbow color wash effect, but this pattern would also work well with any collection of scraps. Pattern fee of \$8, which includes a table runner version. By the end of class, you should have a design layout for your fabrics, completed several rows, and understand how to complete your quilt on your own. Full day class; Half day version will go through the entire process but students will not complete their layout or accomplish as much sewing.





**Luscious Luster**

Learn the color secrets to create the effect of luster – light moving across your quilt – in this simple to piece yet complex looking quilt. Create drama and movement in your future quilts!

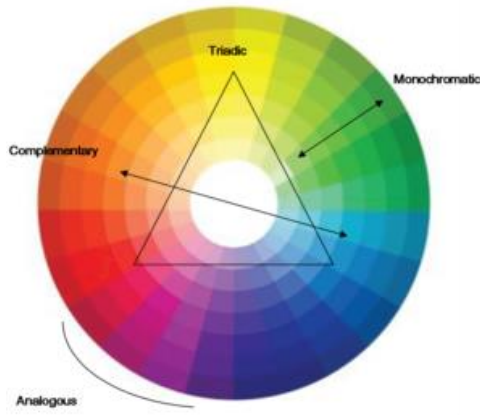
You will leave class with your strip sets laid out and an understanding of value and how to achieve the luster effect. Most participants will complete several blocks in class. Pattern fee of \$8 which includes making a larger sofa throw version. Full day class; Half day version will go through the entire process but students will not accomplish as much sewing.



**Luster – Pink Ribbon**

Create this sofa throw size version with just pink fabrics – create a wonderful Pink Ribbon quilt to support someone in need. Change the color scheme to complement any ribbon cause you support.

## Specialty Classes



### Color Exploration

Learn how to select colors and fabrics for your quilts that make them sing and give them that extra zing! We will play with fabric and have fun completing several hands-on activities to see how colors interact to create mood, depth, balance and movement. We will make friends with the color wheel and use this easy and versatile tool to select successful eye-catching color combinations for quilt blocks, borders and thread. We will also discuss tips on how to fix color combinations that just don't seem to be working. You will leave class with a better understanding of how colors interact and plenty of color scheme ideas for future quilts.

Half day class; full day class will incorporate additional exercises and discuss how to achieve color effects including transparency and depth.

## Profit From your Pa\$\$ion

How To's for Starting or Improving  
a Quilting or Crafting Business

### Start Your Own Quilting Business

Thinking of starting a quilting or crafting business? Already have a business but want to make it better? I have an MBA and successfully operated my quilting business (in four different locations!) since 2007. I will share my time-tested tips including developing a Business Plan, identifying what services to offer, finding clients, operating your business, pricing your services, finances, and legal and tax considerations. Make your dream a successful reality! Detailed handout provided. Half day class.



### Machine Quilting Classes

I can provide a wide array of machine quilting classes over zoom, but they are drawing classes rather than demo. See my website for details.



## **Classes and Lectures – Julia Graves**, Special Occasion Quilts Soquilts.com

### **Class and Lecture Rates**

\$450 for half day classes or lectures; \$800 for full day class; plus travel and expenses. Discount provided for combining events on the same day – for example – 2 half day classes or half day class and lecture. Classes can include up to 20 students.